

OPEN -- Overall Stage Results

Puchar Incorsy 2009

Printed czerwiec 21, 2009 at 22:23



Stage 1 -- Numer 1

	PTS	TIME	HIT FACTOR	STAGE POINTS	STAGE PERCENT	COMPETITOR # Name
1	76	20,57	3,6947	80,0000	100,00	33 Wylon, Marek
2	72	29,56	2,4357	52,7398	65,92	34 Wylon, Marcin
3	0	34,05	0,0000	0,0000	0,00	51 Wloczewski, Adam

STANDARD -- Overall Stage Results

Puchar Incorsy 2009

Printed czerwiec 21, 2009 at 22:23



Stage 1 -- Numer 1

	PTS	TIME	HIT FACTOR	STAGE POINTS	STAGE PERCENT	COMPETITOR # Name
1	77	13,57	5,6743	80,0000	100,00	93 Cisielski, Marcin
2	72	14,15	5,0883	71,7390	89,67	22 Sioda, Wieslaw
3	73	14,61	4,9966	70,4453	88,06	68 Gaweda, Boguslaw
4	77	16,00	4,8125	67,8500	84,81	2 Burzec, Wieslaw
5	63	13,98	4,5064	63,5349	79,42	28 Widla, Radoslaw
6	76	17,13	4,4367	62,5512	78,19	15 Noga, Tadeusz
7	72	16,23	4,4362	62,5451	78,18	81 Zdzitowiecki, Andrzej
8	74	17,19	4,3048	60,6925	75,87	29 Znamirowski, Slawomir
9	76	19,00	4,0000	56,3948	70,49	87 Sanecznik, Krzysztof
10	75	19,06	3,9349	55,4776	69,35	6 Karas, Rafal
11	74	19,63	3,7697	53,1484	66,44	80 Wochnik, Michal
12	80	21,68	3,6900	52,0247	65,03	59 Galazka, Marcin
13	64	17,76	3,6036	50,8061	63,51	56 Lozinska, Aniela
14	80	22,36	3,5778	50,4426	63,05	76 Czauderna, Slawomir
15	71	20,52	3,4600	48,7821	60,98	1 Bieniasz, Grzegorz
16	68	19,83	3,4291	48,3465	60,43	82 Baluszynska, Agnieszka
17	74	21,90	3,3790	47,6394	59,55	92 Schuppik, Dariusz
18	45	13,86	3,2468	45,7750	57,22	74 Bojanowski, Piotr
19	44	14,76	2,9810	42,0286	52,54	65 Swierczek, Zbigniew
20	77	28,87	2,6671	37,6031	47,00	95 Moller, Jerzy
21	41	23,35	1,7559	24,7557	30,94	9 Kuc, Maciej

PRODUCTION -- Overall Stage Results**Puchar Incorsy 2009**

Printed czerwiec 21, 2009 at 22:23

**Stage 1 -- Numer 1**

	PTS	TIME	HIT FACTOR	STAGE POINTS	STAGE PERCENT	COMPETITOR # Name
1	74	13,49	5,4855	80,0000	100,00	77 Lewandowski, Przemysław
2	70	12,96	5,4012	78,7704	98,46	10 Kwiecien, Stanislaw
3	72	14,05	5,1246	74,7354	93,42	78 Redecker, Tomasz
4	74	14,50	5,1034	74,4276	93,03	54 Koliński, Robert
5	72	14,23	5,0597	73,7901	92,24	75 Borkowski, Lukasz
6	78	16,50	4,7273	68,9415	86,18	98 Ciurzynski, Pawel
7	76	16,15	4,7059	68,6296	85,79	57 Mizuro, Maciej
8	64	13,64	4,6921	68,4283	85,54	53 Kolakowski, Jan
9	66	14,42	4,5770	66,7496	83,44	58 Sokolowski, Leszek
10	64	14,18	4,5134	65,8224	82,28	25 Spychala, Maciej
11	76	17,33	4,3855	63,9566	79,95	83 Baluszynski, Grzegorz
12	72	16,54	4,3531	63,4844	79,36	8 Kubicz, Zbigniew
13	68	16,45	4,1337	60,2855	75,36	90 Bazala, Marcin
14	70	17,27	4,0533	59,1120	73,89	13 Miklaszewski, Robert
15	76	18,76	4,0512	59,0814	73,85	24 Soltys, Maciej
16	72	17,82	4,0404	58,9244	73,66	50 Glowacki, Mariusz
17	74	18,38	4,0261	58,7160	73,39	7 Konik, Slawomir
18	76	18,88	4,0254	58,7059	73,38	55 Krzyzaniak, Roman
19	72	18,91	3,8075	55,5279	69,41	64 Stepniewicz, Hubert
20	78	20,52	3,8012	55,4354	69,29	32 Liszka, Ryszard
21	76	20,34	3,7365	54,4920	68,12	3 Dudek, Konrad
22	74	19,98	3,7037	54,0140	67,52	85 Kucharski, Tomasz
23	78	22,02	3,5422	51,6592	64,57	17 Pieton, Andrzej
24	70	20,10	3,4826	50,7893	63,49	91 Baluszynski, Piotr
25	72	21,25	3,3882	49,4133	61,77	20 Poniedzialek, Piotr
26	78	23,38	3,3362	48,6542	60,82	89 Wilczynski, Artur
27	78	23,60	3,3051	48,2006	60,25	18 Pilch, Janusz
28	66	20,06	3,2901	47,9825	59,98	97 Bekier, Piotr
29	68	22,52	3,0195	44,0363	55,05	27 Stobnicki, Rafal
30	63	21,07	2,9900	43,6060	54,51	71 Szpakowicz, Jaroslaw
31	59	19,76	2,9858	43,5447	54,43	84 Gadek, Wojciech
32	70	23,46	2,9838	43,5151	54,39	67 Chrobok, Piotr
33	58	20,03	2,8957	42,2296	52,79	73 Zimny, Maciej
34	61	22,04	2,7677	40,3635	50,45	72 Szymiczek, Eugeniusz
35	76	29,28	2,5956	37,8541	47,32	60 Gawel, Henryk
36	64	25,07	2,5529	37,2302	46,54	99 Simkiewicz, Tomasz
37	52	22,10	2,3529	34,3148	42,89	94 Jarosz, Rafal
38	60	26,48	2,2659	33,0448	41,31	66 Wrzesniowski, Marcin
39	61	27,17	2,2451	32,7424	40,93	62 Lazarowicz, Maciej
40	74	39,53	1,8720	27,3008	34,13	19 Polak, Andrzej
41	28	36,12	0,7752	11,3053	14,13	4 Garbien, Tadeusz
42	0	0,00	0,0000	0,0000	0,00	52 Golkowski, Marcin

OPEN -- Overall Stage Results

Puchar Incorsy 2009

Printed czerwiec 21, 2009 at 22:23



Stage 2 -- Numer 2

	PTS	TIME	HIT FACTOR	STAGE POINTS	STAGE PERCENT	COMPETITOR # Name
1	35	9,53	3,6726	35,0000	100,00	51 Wloczewski, Adam
2	33	10,08	3,2738	31,1994	89,14	34 Wylon, Marcin
3	33	12,73	2,5923	24,7046	70,58	33 Wylon, Marek

STANDARD -- Overall Stage Results

Puchar Incorsy 2009

Printed czerwiec 21, 2009 at 22:23



Stage 2 -- Numer 2

	PTS	TIME	HIT FACTOR	STAGE POINTS	STAGE PERCENT	COMPETITOR # Name
1	34	7,28	4,6703	35,0000	100,00	93 Cisielski, Marcin
2	34	7,54	4,5093	33,7931	96,55	68 Gaweda, Boguslaw
3	34	8,42	4,0380	30,2613	86,46	2 Burzec, Wieslaw
4	35	8,95	3,9106	29,3066	83,73	22 Sioda, Wieslaw
5	29	7,81	3,7132	27,8271	79,51	81 Zdzitowiecki, Andrzej
6	32	8,87	3,6077	27,0363	77,25	87 Sanecznik, Krzysztof
7	31	8,96	3,4598	25,9283	74,08	6 Karas, Rafal
8	33	9,65	3,4197	25,6276	73,22	80 Wochnik, Michal
9	29	8,62	3,3643	25,2122	72,03	65 Swierczek, Zbigniew
10	31	9,34	3,3191	24,8734	71,07	74 Bojanowski, Piotr
11	31	9,40	3,2979	24,7146	70,61	76 Czauderna, Slawomir
12	29	9,29	3,1216	23,3939	66,84	59 Galazka, Marcin
13	32	10,78	2,9685	22,2460	63,56	29 Znamirovski, Slawomir
14	30	11,99	2,5021	18,7509	53,57	1 Bieniasz, Grzegorz
15	29	11,92	2,4329	18,2323	52,09	56 Lozinska, Aniela
16	31	13,96	2,2206	16,6417	47,55	92 Schuppik, Dariusz
17	15	7,80	1,9231	14,4118	41,18	28 Widla, Radoslaw
18	23	13,12	1,7530	13,1376	37,54	82 Baluszynska, Agnieszka
19	15	10,02	1,4970	11,2187	32,05	15 Noga, Tadeusz
20	16	11,13	1,4376	10,7732	30,78	9 Kuc, Maciej
21	16	16,34	0,9792	7,3382	20,97	95 Moller, Jerzy

PRODUCTION -- Overall Stage Results

Puchar Incorsy 2009

Printed czerwiec 21, 2009 at 22:23



Stage 2 -- Numer 2

	PTS	TIME	HIT FACTOR	STAGE POINTS	STAGE PERCENT	COMPETITOR # Name
1	35	6,70	5,2239	35,0000	100,00	54 Koliński, Robert
2	33	6,77	4,8744	32,6588	93,31	78 Redecker, Tomasz
3	29	6,53	4,4410	29,7550	85,01	75 Borkowski, Lukasz
4	33	7,83	4,2146	28,2375	80,68	98 Ciurzynski, Pawel
5	33	7,93	4,1614	27,8815	79,66	10 Kwiecien, Stanislaw
6	31	7,56	4,1005	27,4735	78,50	58 Sokolowski, Leszek
7	27	6,59	4,0971	27,4507	78,43	53 Kolakowski, Jan
8	29	7,52	3,8564	25,8378	73,82	57 Mizuro, Maciej
9	33	8,65	3,8150	25,5607	73,03	50 Glowacki, Mariusz
10	33	9,02	3,6585	24,5122	70,03	55 Krzyzaniak, Roman
11	35	9,58	3,6534	24,4781	69,94	89 Wilczynski, Artur
12	33	9,04	3,6504	24,4580	69,88	83 Baluszynski, Grzegorz
13	33	9,36	3,5256	23,6218	67,49	85 Kucharski, Tomasz
14	33	9,50	3,4737	23,2737	66,50	84 Gadek, Wojciech
15	31	9,09	3,4103	22,8493	65,28	91 Baluszynski, Piotr
16	33	9,79	3,3708	22,5843	64,53	7 Konik, Slawomir
17	33	10,76	3,0669	20,5483	58,71	18 Pilch, Janusz
18	29	9,58	3,0271	20,2818	57,95	3 Dudek, Konrad
19	31	11,25	2,7556	18,4622	52,75	62 Lazarowicz, Maciej
20	33	12,39	2,6634	17,8450	50,99	67 Chrobok, Piotr
21	33	13,10	2,5191	16,8779	48,22	17 Pieton, Andrzej
22	33	13,15	2,5095	16,8137	48,04	25 Spychala, Maciej
23	33	13,30	2,4812	16,6241	47,50	32 Liszka, Ryszard
24	31	12,64	2,4525	16,4320	46,95	90 Bazala, Marcin
25	31	12,99	2,3865	15,9892	45,68	97 Bekier, Piotr
26	27	11,66	2,3156	15,5146	44,33	8 Kubicz, Zbigniew
27	29	12,71	2,2817	15,2872	43,68	72 Szymiczek, Eugeniusz
28	18	8,06	2,2333	14,9628	42,75	77 Lewandowski, Przemyslaw
29	31	15,09	2,0543	13,7641	39,33	64 Stepniewicz, Hubert
30	20	11,85	1,6878	11,3080	32,31	71 Szpakowicz, Jaroslaw
31	27	16,13	1,6739	11,2151	32,04	99 Simkiewicz, Tomasz
32	29	19,76	1,4676	9,8330	28,09	94 Jarosz, Rafal
33	27	18,56	1,4547	9,7468	27,85	66 Wrzesniowski, Marcin
34	12	8,48	1,4151	9,4811	27,09	73 Zimny, Maciej
35	10	7,94	1,2594	8,4383	24,11	13 Miklaszewski, Robert
36	18	15,51	1,1605	7,7756	22,22	20 Poniedzialek, Piotr
37	12	11,95	1,0042	6,7280	19,22	19 Polak, Andrzej
38	27	29,17	0,9256	6,2016	17,72	60 Gawel, Henryk
39	14	22,90	0,6114	4,0961	11,70	24 Soltys, Maciej
40	0	0,00	0,0000	0,0000	0,00	52 Golkowski, Marcin
41	0	4,99	0,0000	0,0000	0,00	27 Stobnicki, Rafal
42	0	0,00	0,0000	0,0000	0,00	4 Garbien, Tadeusz

OPEN -- Overall Stage Results

Puchar Incorsy 2009

Printed czerwiec 21, 2009 at 22:23



Stage 3 -- Numer 3

	PTS	TIME	HIT FACTOR	STAGE POINTS	STAGE PERCENT	COMPETITOR # Name
1	37	11,15	3,3184	45,0000	100,00	51 Wloczewski, Adam
2	42	21,91	1,9169	25,9952	57,77	33 Wylon, Marek
3	42	29,33	1,4320	19,4188	43,15	34 Wylon, Marcin

STANDARD -- Overall Stage Results

Puchar Incorsy 2009

Printed czerwiec 21, 2009 at 22:23



Stage 3 -- Numer 3

	PTS	TIME	HIT FACTOR	STAGE POINTS	STAGE PERCENT	COMPETITOR # Name
1	40	5,01	7,9840	45,0000	100,00	65 Swierczek, Zbigniew
2	43	5,61	7,6649	43,2012	96,00	93 Cisielski, Marcin
3	42	5,51	7,6225	42,9623	95,47	2 Burzec, Wieslaw
4	41	5,54	7,4007	41,7123	92,69	81 Zdzitowiecki, Andrzej
5	39	6,26	6,2300	35,1140	78,03	22 Sioda, Wieslaw
6	41	7,25	5,6552	31,8740	70,83	68 Gaweda, Boguslaw
7	39	7,46	5,2279	29,4656	65,48	59 Galazka, Marcin
8	43	8,85	4,8588	27,3852	60,86	92 Schuppik, Dariusz
9	34	7,25	4,6897	26,4321	58,74	28 Widla, Radoslaw
10	33	7,13	4,6283	26,0864	57,97	56 Lozinska, Aniela
11	35	7,67	4,5632	25,7195	57,15	29 Znamirowski, Slawomir
12	43	9,93	4,3303	24,4067	54,24	95 Moller, Jerzy
13	42	9,86	4,2596	24,0084	53,35	87 Sanecznik, Krzysztof
14	39	9,46	4,1226	23,2361	51,64	80 Wochnik, Michal
15	40	9,73	4,1110	23,1706	51,49	1 Bieniasz, Grzegorz
16	39	9,67	4,0331	22,7315	50,51	9 Kuc, Maciej
17	27	7,52	3,5904	20,2365	44,97	82 Baluszynska, Agnieszka
18	42	13,42	3,1297	17,6395	39,20	15 Noga, Tadeusz
19	43	16,99	2,5309	14,2648	31,70	74 Bojanowski, Piotr
20	41	24,14	1,6984	9,5728	21,27	6 Karas, Rafal
21	33	30,02	1,0993	6,1957	13,77	76 Czuderna, Slawomir

PRODUCTION -- Overall Stage Results**Puchar Incorsy 2009**

Printed czerwiec 21, 2009 at 22:23

**Stage 3 -- Numer 3**

	PTS	TIME	HIT FACTOR	STAGE POINTS	STAGE PERCENT	COMPETITOR # Name
1	41	4,61	8,8937	45,0000	100,00	53 Kolakowski, Jan
2	39	4,92	7,9268	40,1078	89,13	58 Sokolowski, Leszek
3	41	5,42	7,5646	38,2749	85,06	50 Glowacki, Mariusz
4	41	5,50	7,4545	37,7182	83,82	57 Mizuro, Maciej
5	39	5,29	7,3724	37,3026	82,89	54 Koliński, Robert
6	41	5,65	7,2566	36,7168	81,59	10 Kwiecien, Stanislaw
7	45	6,33	7,1090	35,9698	79,93	77 Lewandowski, Przemysław
8	39	5,78	6,7474	34,1402	75,87	13 Miklaszewski, Robert
9	41	6,41	6,3963	32,3635	71,92	98 Ciurzynski, Pawel
10	43	7,06	6,0907	30,8172	68,48	64 Stepniewicz, Hubert
11	39	6,96	5,6034	28,3521	63,00	85 Kucharski, Tomasz
12	41	7,34	5,5858	28,2629	62,81	83 Baluszynski, Grzegorz
13	41	7,43	5,5182	27,9206	62,05	84 Gadek, Wojciech
14	22	4,35	5,0575	25,5896	56,87	75 Borkowski, Lukasz
15	37	7,38	5,0136	25,3673	56,37	73 Zimny, Maciej
16	39	7,99	4,8811	24,6972	54,88	78 Redeki, Tomasz
17	29	6,15	4,7154	23,8590	53,02	25 Spychala, Maciej
18	41	8,75	4,6857	23,7086	52,69	32 Liszka, Ryszard
19	39	8,44	4,6209	23,3804	51,96	8 Kubicz, Zbigniew
20	35	7,84	4,4643	22,5882	50,20	97 Bekier, Piotr
21	33	7,50	4,4000	22,2629	49,47	19 Polak, Andrzej
22	39	9,15	4,2623	21,5662	47,92	71 Szpakowicz, Jaroslaw
23	43	10,13	4,2448	21,4777	47,73	18 Pilch, Janusz
24	33	8,02	4,1147	20,8194	46,27	67 Chrobok, Piotr
25	43	10,94	3,9305	19,8875	44,19	60 Gawel, Henryk
26	35	8,96	3,9063	19,7647	43,92	62 Lazarowicz, Maciej
27	35	9,00	3,8889	19,6768	43,73	91 Baluszynski, Piotr
28	35	9,34	3,7473	18,9605	42,13	99 Simkiewicz, Tomasz
29	41	11,34	3,6155	18,2937	40,65	55 Krzyzaniak, Roman
30	29	8,27	3,5067	17,7428	39,43	7 Konik, Slawomir
31	37	11,51	3,2146	16,2651	36,14	3 Dudek, Konrad
32	20	6,43	3,1104	15,7380	34,97	89 Wilczynski, Artur
33	33	11,38	2,8998	14,6724	32,61	94 Jarosz, Rafal
34	33	11,64	2,8351	14,3447	31,88	72 Szymiczek, Eugeniusz
35	31	11,27	2,7507	13,9177	30,93	24 Soltys, Maciej
36	20	7,31	2,7360	13,8434	30,76	66 Wrzesniowski, Marcin
37	37	13,57	2,7266	13,7959	30,66	20 Poniedzialek, Piotr
38	31	14,40	2,1528	10,8925	24,21	27 Stobnicki, Rafal
39	18	9,82	1,8330	9,2745	20,61	90 Bazala, Marcin
40	16	13,80	1,1594	5,8664	13,04	17 Pieton, Andrzej
41	9	33,44	0,2691	1,3618	3,03	4 Garbien, Tadeusz
42	0	0,00	0,0000	0,0000	0,00	52 Golkowski, Marcin

OPEN -- Overall Stage Results

Puchar Incorsy 2009

Printed czerwiec 21, 2009 at 22:23




Stage 4 -- Numer 4

	PTS	TIME	HIT FACTOR	STAGE POINTS	STAGE PERCENT	COMPETITOR # Name
1	152	38,01	3,9989	160,0000	100,00	34 Wylon, Marcin
2	158	52,30	3,0210	120,8731	75,55	33 Wylon, Marek
3	146	73,96	1,9740	78,9824	49,36	51 Wloczewski, Adam

STANDARD -- Overall Stage Results

Puchar Incorsy 2009

Printed czerwiec 21, 2009 at 22:23



Stage 4 -- Numer 4

	PTS	TIME	HIT FACTOR	STAGE POINTS	STAGE PERCENT	COMPETITOR # Name
1	154	15,42	9,9870	160,0000	100,00	68 Gaweda, Boguslaw
2	154	15,64	9,8465	157,7494	98,59	28 Widla, Radoslaw
3	148	15,12	9,7884	156,8172	98,01	81 Zdzitowiecki, Andrzej
4	135	14,47	9,3296	149,4682	93,42	22 Sioda, Wieslaw
5	153	18,52	8,2613	132,3531	82,72	29 Znamirovski, Slawomir
6	139	17,18	8,0908	129,6210	81,01	93 Cisielski, Marcin
7	154	19,81	7,7739	124,5432	77,84	2 Burzec, Wieslaw
8	145	19,59	7,4017	118,5816	74,11	87 Sanecznik, Krzysztof
9	150	20,47	7,3278	117,3970	73,37	76 Czuderna, Slawomir
10	141	19,27	7,3171	117,2252	73,27	65 Swierczek, Zbigniew
11	147	21,62	6,7993	108,9294	68,08	15 Noga, Tadeusz
12	127	18,72	6,7842	108,6880	67,93	80 Wochnik, Michal
13	150	22,85	6,5646	105,1692	65,73	74 Bojanowski, Piotr
14	128	21,24	6,0264	96,5471	60,34	56 Lozinska, Aniela
15	140	24,79	5,6474	90,4764	56,55	82 Baluszynska, Agnieszka
16	148	27,44	5,3936	86,4095	54,01	95 Moller, Jerzy
17	142	26,82	5,2946	84,8229	53,01	9 Kuc, Maciej
18	145	27,50	5,2727	84,4732	52,80	92 Schuppik, Dariusz
19	154	31,66	4,8642	77,9280	48,70	1 Bieniasz, Grzegorz
20	156	33,28	4,6875	75,0974	46,94	59 Galazka, Marcin
21	154	44,62	3,4514	55,2936	34,56	6 Karas, Rafal

PRODUCTION -- Overall Stage Results**Puchar Incorsy 2009**

Printed czerwiec 21, 2009 at 22:23


**Stage 4 -- Numer 4**

	PTS	TIME	HIT FACTOR	STAGE POINTS	STAGE PERCENT	COMPETITOR # Name
1	148	14,59	10,1439	160,0000	100,00	58 Sokolowski, Leszek
2	152	16,37	9,2853	146,4564	91,54	77 Lewandowski, Przemysław
3	135	14,74	9,1588	144,4607	90,29	10 Kwiecien, Stanislaw
4	139	15,78	8,8086	138,9381	86,84	78 Redecker, Tomasz
5	144	16,56	8,6957	137,1563	85,72	13 Miklaszewski, Robert
6	146	17,23	8,4736	133,6537	83,53	57 Mizuro, Maciej
7	134	16,13	8,3075	131,0340	81,90	25 Sychala, Maciej
8	148	17,95	8,2451	130,0501	81,28	75 Borkowski, Lukasz
9	144	18,22	7,9034	124,6602	77,91	98 Ciurzynski, Pawel
10	129	16,33	7,8996	124,5997	77,87	53 Kolakowski, Jan
11	150	19,69	7,6181	120,1598	75,10	83 Baluszynski, Grzegorz
12	146	19,72	7,4037	116,7776	72,99	54 Koliński, Robert
13	142	20,67	6,8699	108,3581	67,72	7 Konik, Slawomir
14	138	20,37	6,7747	106,8567	66,79	84 Gadek, Wojciech
15	140	21,42	6,5359	103,0913	64,43	8 Kubicz, Zbigniew
16	146	22,53	6,4802	102,2128	63,88	50 Glowacki, Mariusz
17	132	22,11	5,9701	94,1670	58,85	85 Kucharski, Tomasz
18	154	26,25	5,8667	92,5348	57,83	89 Wilczynski, Artur
19	156	27,50	5,6727	89,4758	55,92	55 Krzyzaniak, Roman
20	154	27,61	5,5777	87,9767	54,99	71 Szpakowicz, Jaroslaw
21	152	27,29	5,5698	87,8524	54,91	67 Chrobok, Piotr
22	142	25,63	5,5404	87,3883	54,62	62 Lazarowicz, Maciej
23	148	27,47	5,3877	84,9800	53,11	17 Pieton, Andrzej
24	133	25,43	5,2300	82,4933	51,56	32 Liszka, Ryszard
25	150	29,86	5,0234	79,2346	49,52	94 Jarosz, Rafal
26	154	30,77	5,0049	78,9418	49,34	3 Dudek, Konrad
27	106	21,87	4,8468	76,4488	47,78	73 Zimny, Maciej
28	134	27,81	4,8184	76,0007	47,50	99 Simkiewicz, Tomasz
29	102	21,39	4,7686	75,2147	47,01	90 Bazala, Marcin
30	102	21,51	4,7420	74,7951	46,75	24 Soltys, Maciej
31	158	35,11	4,5001	70,9806	44,36	18 Pilch, Janusz
32	130	29,66	4,3830	69,1331	43,21	72 Szymiczek, Eugeniusz
33	136	31,27	4,3492	68,6001	42,88	66 Wrzesniowski, Marcin
34	144	34,17	4,2142	66,4708	41,54	20 Poniedziałek, Piotr
35	104	26,13	3,9801	62,7780	39,24	64 Stepniewicz, Hubert
36	134	36,14	3,7078	58,4831	36,55	91 Baluszynski, Piotr
37	156	45,10	3,4590	54,5584	34,10	19 Polak, Andrzej
38	142	43,02	3,3008	52,0633	32,54	27 Stobnicki, Rafal
39	84	30,57	2,7478	43,3409	27,09	97 Bekier, Piotr
40	88	40,13	2,1929	34,5881	21,62	60 Gawel, Henryk
41	0	0,00	0,0000	0,0000	0,00	4 Garbien, Tadeusz
42	0	0,00	0,0000	0,0000	0,00	52 Golkowski, Marcin

OPEN -- Overall Stage Results

Puchar Incorsy 2009

Printed czerwiec 21, 2009 at 22:23



Stage 5 -- Numer 5

	PTS	TIME	HIT FACTOR	STAGE POINTS	STAGE PERCENT	COMPETITOR # Name
1	44	8,64	5,0926	45,0000	100,00	33 Wylon, Marek
2	33	9,40	3,5106	31,0213	68,94	51 Wloczewski, Adam
3	14	4,10	3,4146	30,1729	67,05	34 Wylon, Marcin

STANDARD -- Overall Stage Results

Puchar Incorsy 2009

Printed czerwiec 21, 2009 at 22:23



Stage 5 -- Numer 5

	PTS	TIME	HIT FACTOR	STAGE POINTS	STAGE PERCENT	COMPETITOR # Name
1	44	5,15	8,5437	45,0000	100,00	68 Gaweda, Boguslaw
2	45	5,27	8,5389	44,9748	99,94	93 Cisielski, Marcin
3	43	5,13	8,3821	44,1487	98,11	22 Sioda, Wieslaw
4	42	5,20	8,0769	42,5415	94,54	81 Zdzitowiecki, Andrzej
5	40	5,20	7,6923	40,5157	90,03	65 Swierczek, Zbigniew
6	40	5,44	7,3529	38,7283	86,06	6 Karas, Rafal
7	39	5,42	7,1956	37,8994	84,22	2 Burzec, Wieslaw
8	33	4,63	7,1274	37,5405	83,42	28 Widla, Radoslaw
9	39	6,39	6,1033	32,1463	71,44	82 Baluszynska, Agnieszka
10	43	7,10	6,0563	31,8990	70,89	80 Wochnik, Michal
11	41	7,14	5,7423	30,2449	67,21	74 Bojanowski, Piotr
12	37	6,85	5,4015	28,4497	63,22	59 Galazka, Marcin
13	41	7,63	5,3735	28,3026	62,89	15 Noga, Tadeusz
14	31	6,03	5,1410	27,0777	60,17	76 Czauderna, Slawomir
15	35	7,03	4,9787	26,2228	58,27	56 Lozinska, Aniela
16	36	7,74	4,6512	24,4979	54,44	29 Znamirowski, Slawomir
17	34	9,25	3,6757	19,3599	43,02	1 Bieniasz, Grzegorz
18	22	7,35	2,9932	15,7653	35,03	95 Moller, Jerzy
19	19	6,35	2,9921	15,7597	35,02	87 Sanecznik, Krzysztof
20	39	13,70	2,8467	14,9938	33,32	92 Schuppik, Dariusz
21	33	12,76	2,5862	13,6217	30,27	9 Kuc, Maciej

PRODUCTION -- Overall Stage Results**Puchar Incorsy 2009**

Printed czerwiec 21, 2009 at 22:23

**Stage 5 -- Numer 5**

	PTS	TIME	HIT FACTOR	STAGE POINTS	STAGE PERCENT	COMPETITOR # Name
1	37	3,78	9,7884	45,0000	100,00	53 Kolakowski, Jan
2	41	5,14	7,9767	36,6710	81,49	77 Lewandowski, Przemysław
3	37	4,65	7,9570	36,5806	81,29	57 Mizuro, Maciej
4	33	4,74	6,9620	32,0065	71,13	58 Sokolowski, Leszek
5	35	5,31	6,5913	30,3023	67,34	25 Spychala, Maciej
6	29	4,56	6,3596	29,2372	64,97	10 Kwiecien, Stanislaw
7	43	6,80	6,3235	29,0711	64,60	50 Glowacki, Mariusz
8	35	5,66	6,1837	28,4285	63,17	13 Miklaszewski, Robert
9	39	6,33	6,1611	28,3246	62,94	89 Wilczynski, Artur
10	37	6,64	5,5723	25,6175	56,93	27 Stobnicki, Rafal
11	37	6,79	5,4492	25,0515	55,67	62 Lazarowicz, Maciej
12	35	6,45	5,4264	24,9466	55,44	85 Kucharski, Tomasz
13	35	6,61	5,2950	24,3427	54,09	84 Gadek, Wojciech
14	39	7,40	5,2703	24,2290	53,84	17 Pieton, Andrzej
15	39	7,50	5,2000	23,9059	53,12	7 Konik, Slawomir
16	39	7,82	4,9872	22,9277	50,95	32 Liszka, Ryszard
17	45	9,04	4,9779	22,8848	50,86	18 Pilch, Janusz
18	27	5,54	4,8736	22,4056	49,79	98 Ciurzynski, Pawel
19	22	4,54	4,8458	22,2777	49,51	75 Borkowski, Lukasz
20	35	7,76	4,5103	20,7352	46,08	78 Redeck, Tomasz
21	33	7,39	4,4655	20,5292	45,62	3 Dudek, Konrad
22	39	8,82	4,4218	20,3282	45,17	67 Chrobok, Piotr
23	41	9,59	4,2753	19,6548	43,68	24 Soltys, Maciej
24	20	4,80	4,1667	19,1554	42,57	54 Koliński, Robert
25	27	6,69	4,0359	18,5541	41,23	83 Baluszynski, Grzegorz
26	37	9,81	3,7717	17,3395	38,53	64 Stepniewicz, Hubert
27	37	10,00	3,7000	17,0100	37,80	20 Poniedziałek, Piotr
28	35	10,30	3,3981	15,6219	34,72	94 Jarosz, Rafal
29	35	10,71	3,2680	15,0238	33,39	90 Bazala, Marcin
30	20	6,14	3,2573	14,9749	33,28	55 Krzyzaniak, Roman
31	35	10,93	3,2022	14,7214	32,71	71 Szpakowicz, Jaroslaw
32	39	13,03	2,9931	13,7601	30,58	19 Polak, Andrzej
33	29	10,74	2,7002	12,4136	27,59	73 Zimny, Maciej
34	31	11,70	2,6496	12,1809	27,07	97 Bekier, Piotr
35	29	10,95	2,6484	12,1755	27,06	60 Gawel, Henryk
36	25	9,52	2,6261	12,0727	26,83	8 Kubicz, Zbigniew
37	20	9,74	2,0534	9,4400	20,98	72 Szymiczek, Eugeniusz
38	16	11,54	1,3865	6,3741	14,16	66 Wrzesniowski, Marcin
39	0	48,99	0,0000	0,0000	0,00	4 Garbien, Tadeusz
40	0	0,00	0,0000	0,0000	0,00	99 Simkiewicz, Tomasz
41	0	7,48	0,0000	0,0000	0,00	91 Baluszynski, Piotr
42	0	0,00	0,0000	0,0000	0,00	52 Golkowski, Marcin

OPEN -- Overall Stage Results

Puchar Incorsy 2009

Printed czerwiec 21, 2009 at 22:23



Stage 6 -- Numer 6

	PTS	TIME	HIT FACTOR	STAGE POINTS	STAGE PERCENT	COMPETITOR # Name
1	143	22,86	6,2555	160,0000	100,00	34 Wylon, Marcin
2	150	26,20	5,7252	146,4368	91,52	33 Wylon, Marek
3	98	26,26	3,7319	95,4534	59,66	51 Wloczewski, Adam

STANDARD -- Overall Stage Results

Puchar Incorsy 2009

Printed czerwiec 21, 2009 at 22:23



Stage 6 -- Numer 6

	PTS	TIME	HIT FACTOR	STAGE POINTS	STAGE PERCENT	COMPETITOR # Name
1	139	19,37	7,1760	160,0000	100,00	81 Zdzitowiecki, Andrzej
2	128	18,88	6,7797	151,1621	94,48	22 Sioda, Wieslaw
3	139	20,95	6,6348	147,9332	92,46	28 Widla, Radoslaw
4	142	21,63	6,5650	146,3749	91,48	2 Burzec, Wieslaw
5	157	26,85	5,8473	130,3737	81,48	93 Cisielski, Marcin
6	143	24,89	5,7453	128,0991	80,06	6 Karas, Rafal
7	138	24,33	5,6720	126,4654	79,04	87 Sanecznik, Krzysztof
8	150	27,67	5,4210	120,8695	75,54	15 Noga, Tadeusz
9	129	23,89	5,3997	120,3950	75,25	76 Czauderna, Slawomir
10	146	28,09	5,1976	115,8873	72,43	65 Swierczek, Zbigniew
11	150	29,03	5,1671	115,2070	72,00	80 Wochnik, Michal
12	144	28,06	5,1319	114,4220	71,51	29 Znamirowski, Slawomir
13	131	28,48	4,5997	102,5572	64,10	9 Kuc, Maciej
14	122	26,88	4,5387	101,1965	63,25	74 Bojanowski, Piotr
15	139	32,87	4,2288	94,2866	58,93	95 Moller, Jerzy
16	134	33,01	4,0594	90,5095	56,57	56 Lozinska, Aniela
17	146	39,43	3,7028	82,5583	51,60	68 Gaweda, Boguslaw
18	134	36,42	3,6793	82,0351	51,27	92 Schuppik, Dariusz
19	112	32,38	3,4589	77,1216	48,20	59 Galazka, Marcin
20	99	30,51	3,2448	72,3482	45,22	82 Baluszynska, Agnieszka
21	100	41,16	2,4295	54,1701	33,86	1 Bieniasz, Grzegorz

PRODUCTION -- Overall Stage Results**Puchar Incorsy 2009**

Printed czerwiec 21, 2009 at 22:23

**Stage 6 -- Numer 6**

	PTS	TIME	HIT FACTOR	STAGE POINTS	STAGE PERCENT	COMPETITOR # Name
1	124	17,39	7,1305	160,0000	100,00	10 Kwiecien, Stanislaw
2	142	21,27	6,6761	149,8024	93,63	78 Redecker, Tomasz
3	142	21,28	6,6729	149,7320	93,58	13 Miklaszewski, Robert
4	144	21,83	6,5964	148,0153	92,51	57 Mizuro, Maciej
5	134	20,59	6,5080	146,0314	91,27	77 Lewandowski, Przemyslaw
6	132	21,49	6,1424	137,8273	86,14	75 Borkowski, Lukasz
7	136	22,51	6,0418	135,5693	84,73	58 Sokolowski, Leszek
8	130	22,03	5,9010	132,4118	82,76	25 Spychala, Maciej
9	142	25,48	5,5730	125,0509	78,16	84 Gadek, Wojciech
10	140	25,17	5,5622	124,8081	78,01	7 Konik, Slawomir
11	140	26,41	5,3010	118,9481	74,34	50 Glowacki, Mariusz
12	140	27,22	5,1433	115,4085	72,13	8 Kubicz, Zbigniew
13	116	23,11	5,0195	112,6305	70,39	83 Baluszynski, Grzegorz
14	122	24,79	4,9213	110,4285	69,02	85 Kucharski, Tomasz
15	133	28,15	4,7247	106,0159	66,26	17 Pieton, Andrzej
16	106	22,90	4,6288	103,8648	64,92	53 Kolakowski, Jan
17	142	30,75	4,6179	103,6194	64,76	73 Zimny, Maciej
18	138	30,31	4,5530	102,1624	63,85	55 Krzyzaniak, Roman
19	130	28,97	4,4874	100,6915	62,93	98 Ciurzynski, Pawel
20	108	24,68	4,3760	98,1921	61,37	54 Koliński, Robert
21	144	34,73	4,1463	93,0370	58,15	71 Szpakowicz, Jaroslaw
22	146	35,87	4,0703	91,3312	57,08	64 Stepniewicz, Hubert
23	128	31,49	4,0648	91,2085	57,01	24 Soltys, Maciej
24	136	33,46	4,0646	91,2034	57,00	99 Simkiewicz, Tomasz
25	144	35,48	4,0586	91,0703	56,92	89 Wilczynski, Artur
26	142	35,21	4,0329	90,4941	56,56	32 Liszka, Ryszard
27	134	34,70	3,8617	86,6509	54,16	62 Lazarowicz, Maciej
28	150	39,56	3,7917	85,0810	53,18	3 Dudek, Konrad
29	136	36,44	3,7322	83,7449	52,34	67 Chrobok, Piotr
30	146	39,80	3,6683	82,3129	51,45	27 Stobnicki, Rafal
31	126	34,76	3,6249	81,3371	50,84	72 Szymiczek, Eugeniusz
32	87	25,10	3,4661	77,7756	48,61	90 Bazala, Marcin
33	144	42,05	3,4245	76,8412	48,03	18 Pilch, Janusz
34	122	35,66	3,4212	76,7673	47,98	94 Jarosz, Rafal
35	114	33,79	3,3738	75,7032	47,31	97 Bekier, Piotr
36	122	42,66	2,8598	64,1707	40,11	91 Baluszynski, Piotr
37	110	42,89	2,5647	57,5486	35,97	60 Gawel, Henryk
38	113	45,20	2,5000	56,0968	35,06	20 Poniedziałek, Piotr
39	140	58,57	2,3903	53,6353	33,52	66 Wrzesniowski, Marcin
40	96	41,18	2,3312	52,3098	32,69	19 Polak, Andrzej
41	0	0,00	0,0000	0,0000	0,00	4 Garbien, Tadeusz
42	0	0,00	0,0000	0,0000	0,00	52 Golkowski, Marcin

OPEN -- Overall Stage Results

Puchar Incorsy 2009

Printed czerwiec 21, 2009 at 22:23



Stage 7 -- Numer 7

	PTS	TIME	HIT FACTOR	STAGE POINTS	STAGE PERCENT	COMPETITOR # Name
1	85	32,16	2,6430	125,0000	100,00	33 Wylon, Marek
2	117	47,56	2,4601	116,3459	93,08	34 Wylon, Marcin
3	47	64,45	0,7292	34,4891	27,59	51 Wloczewski, Adam

STANDARD -- Overall Stage Results

Puchar Incorsy 2009

Printed czerwiec 21, 2009 at 22:23



Stage 7 -- Numer 7

	PTS	TIME	HIT FACTOR	STAGE POINTS	STAGE PERCENT	COMPETITOR # Name
1	121	24,27	4,9856	125,0000	100,00	93 Cisielski, Marcin
2	119	25,21	4,7203	118,3501	94,68	28 Widla, Radoslaw
3	115	25,19	4,5653	114,4627	91,57	81 Zdzitowiecki, Andrzej
4	113	26,06	4,3361	108,7172	86,97	22 Sioda, Wieslaw
5	116	29,60	3,9189	98,2564	78,61	2 Burzec, Wieslaw
6	98	25,80	3,7984	95,2359	76,19	65 Swierczek, Zbigniew
7	111	29,61	3,7487	93,9894	75,19	80 Wochnik, Michal
8	109	31,58	3,4516	86,5384	69,23	76 Czauderna, Slawomir
9	109	32,01	3,4052	85,3759	68,30	59 Galazka, Marcin
10	121	36,18	3,3444	83,8516	67,08	56 Lozinska, Aniela
11	105	32,16	3,2649	81,8592	65,49	74 Bojanowski, Piotr
12	109	36,82	2,9603	74,2228	59,38	68 Gaweda, Boguslaw
13	87	39,93	2,1788	54,6279	43,70	87 Sanecznik, Krzysztof
14	86	40,74	2,1109	52,9263	42,34	92 Schuppik, Dariusz
15	113	54,53	2,0723	51,9562	41,56	29 Znamirowski, Slawomir
16	76	36,97	2,0557	51,5417	41,23	82 Baluszynska, Agnieszka
17	55	28,88	1,9044	47,7485	38,20	6 Karas, Rafal
18	59	33,10	1,7825	44,6908	35,75	15 Noga, Tadeusz
19	73	45,95	1,5887	39,8320	31,87	95 Moller, Jerzy
20	71	69,51	1,0214	25,6098	20,49	9 Kuc, Maciej
21	26	51,88	0,5012	12,5652	10,05	1 Bieniasz, Grzegorz

PRODUCTION -- Overall Stage Results

Puchar Incorsy 2009

Printed czerwiec 21, 2009 at 22:23



Stage 7 -- Numer 7

	PTS	TIME	HIT FACTOR	STAGE POINTS	STAGE PERCENT	COMPETITOR # Name
1	113	24,44	4,6236	125,0000	100,00	78 Redecki, Tomasz
2	113	24,65	4,5842	123,9351	99,15	58 Sokolowski, Leszek
3	117	26,70	4,3820	118,4697	94,78	54 Koliński, Robert
4	115	29,61	3,8838	105,0007	84,00	83 Baluszynski, Grzegorz
5	111	29,33	3,7845	102,3160	81,85	10 Kwiecien, Stanislaw
6	103	28,60	3,6014	97,3652	77,89	57 Mizuro, Maciej
7	113	34,55	3,2706	88,4226	70,74	89 Wilczynski, Artur
8	113	34,59	3,2668	88,3203	70,66	13 Miklaszewski, Robert
9	101	33,49	3,0158	81,5340	65,23	53 Kolakowski, Jan
10	85	28,61	2,9710	80,3219	64,26	75 Borkowski, Lukasz
11	98	33,20	2,9518	79,8033	63,84	55 Krzyzaniak, Roman
12	107	37,58	2,8473	76,9768	61,58	25 Spychala, Maciej
13	86	30,74	2,7977	75,6358	60,51	98 Ciurzynski, Pawel
14	105	38,61	2,7195	73,5228	58,82	7 Konik, Slawomir
15	85	31,92	2,6629	71,9928	57,59	8 Kubicz, Zbigniew
16	99	37,53	2,6379	71,3164	57,05	85 Kucharski, Tomasz
17	115	43,89	2,6202	70,8378	56,67	77 Lewandowski, Przemyslaw
18	113	45,80	2,4672	66,7030	53,36	94 Jarosz, Rafal
19	111	45,64	2,4321	65,7522	52,60	71 Szpakowicz, Jaroslaw
20	96	40,56	2,3669	63,9891	51,19	64 Stepniewicz, Hubert
21	92	39,49	2,3297	62,9845	50,39	67 Chrobok, Piotr
22	101	45,55	2,2173	59,9468	47,96	97 Bekier, Piotr
23	97	45,39	2,1370	57,7756	46,22	91 Baluszynski, Piotr
24	121	57,97	2,0873	56,4306	45,14	18 Pilch, Janusz
25	82	41,18	1,9913	53,8344	43,07	17 Pieton, Andrzej
26	107	55,22	1,9377	52,3866	41,91	72 Szymiczek, Eugeniusz
27	69	37,48	1,8410	49,7717	39,82	84 Gadek, Wojciech
28	96	53,30	1,8011	48,6941	38,96	32 Liszka, Ryszard
29	48	27,07	1,7732	47,9386	38,35	90 Bazala, Marcin
30	115	66,14	1,7387	47,0074	37,61	20 Poniedziałek, Piotr
31	84	53,21	1,5787	42,6794	34,14	73 Zimny, Maciej
32	70	48,13	1,4544	39,3201	31,46	3 Dudek, Konrad
33	70	51,69	1,3542	36,6121	29,29	27 Stobnicki, Rafal
34	72	63,08	1,1414	30,8584	24,69	99 Simkiewicz, Tomasz
35	66	65,74	1,0040	27,1423	21,71	19 Polak, Andrzej
36	84	91,61	0,9169	24,7896	19,83	24 Soltys, Maciej
37	29	40,78	0,7111	19,2258	15,38	62 Lazarowicz, Maciej
38	41	118,26	0,3467	9,3730	7,50	60 Gawel, Henryk
39	8	30,66	0,2609	7,0542	5,64	50 Glowacki, Mariusz
40	0	62,77	0,0000	0,0000	0,00	66 Wrzesniowski, Marcin
41	0	0,00	0,0000	0,0000	0,00	4 Garbien, Tadeusz
42	0	0,00	0,0000	0,0000	0,00	52 Golkowski, Marcin

OPEN -- Overall Stage Results

Puchar Incorsy 2009

Printed czerwiec 21, 2009 at 22:23



Stage 8 -- Numer 8

	PTS	TIME	HIT FACTOR	STAGE POINTS	STAGE PERCENT	COMPETITOR # Name
1	58	31,37	1,8489	65,0000	100,00	34 Wylon, Marcin
2	14	69,68	0,2009	7,0635	10,87	51 Wloczewski, Adam
3	0	6,82	0,0000	0,0000	0,00	33 Wylon, Marek

STANDARD -- Overall Stage Results

Puchar Incorsy 2009

Printed czerwiec 21, 2009 at 22:23



Stage 8 -- Numer 8

	PTS	TIME	HIT FACTOR	STAGE POINTS	STAGE PERCENT	COMPETITOR # Name
1	60	21,65	2,7714	65,0000	100,00	65 Swierczek, Zbigniew
2	61	22,61	2,6979	63,2775	97,35	22 Sioda, Wieslaw
3	60	22,49	2,6679	62,5723	96,27	93 Cisielski, Marcin
4	62	24,27	2,5546	59,9159	92,18	87 Sanecznik, Krzysztof
5	59	24,34	2,4240	56,8527	87,47	68 Gaweda, Boguslaw
6	54	25,79	2,0938	49,1091	75,55	81 Zdzitowiecki, Andrzej
7	57	27,58	2,0667	48,4731	74,57	82 Baluszynska, Agnieszka
8	42	23,45	1,7910	42,0075	64,63	76 Czauderna, Slawomir
9	57	33,37	1,7081	40,0626	61,63	74 Bojanowski, Piotr
10	59	35,47	1,6634	39,0131	60,02	29 Znamirowski, Slawomir
11	55	33,49	1,6423	38,5183	59,26	80 Wochnik, Michal
12	43	26,30	1,6350	38,3471	59,00	28 Widla, Radoslaw
13	45	29,77	1,5116	35,4531	54,54	1 Bieniasz, Grzegorz
14	59	40,42	1,4597	34,2354	52,67	59 Galazka, Marcin
15	44	32,33	1,3610	31,9203	49,11	56 Lozinska, Aniela
16	53	39,98	1,3257	31,0923	47,83	9 Kuc, Maciej
17	48	39,05	1,2292	28,8297	44,35	6 Karas, Rafal
18	34	59,68	0,5697	13,3620	20,56	15 Noga, Tadeusz
19	8	20,05	0,3990	9,3583	14,40	2 Burzec, Wieslaw
20	23	94,97	0,2422	5,6802	8,74	92 Schuppik, Dariusz
21	0	0,00	0,0000	0,0000	0,00	95 Moller, Jerzy

PRODUCTION -- Overall Stage Results**Puchar Incorsy 2009**

Printed czerwiec 21, 2009 at 22:23

**Stage 8 -- Numer 8**

	PTS	TIME	HIT FACTOR	STAGE POINTS	STAGE PERCENT	COMPETITOR # Name
1	61	19,90	3,0653	65,0000	100,00	75 Borkowski, Lukasz
2	61	21,07	2,8951	61,3906	94,45	10 Kwiecien, Stanislaw
3	50	18,09	2,7640	58,6095	90,17	77 Lewandowski, Przemyslaw
4	57	21,96	2,5956	55,0401	84,68	78 Redecker, Tomasz
5	59	23,37	2,5246	53,5340	82,36	57 Mizuro, Maciej
6	63	25,28	2,4921	52,8445	81,30	54 Koliński, Robert
7	55	24,03	2,2888	48,5339	74,67	83 Baluszynski, Grzegorz
8	55	25,94	2,1203	44,9603	69,17	85 Kucharski, Tomasz
9	53	28,54	1,8570	39,3784	60,58	25 Sychala, Maciej
10	35	21,39	1,6363	34,6972	53,38	58 Sokolowski, Leszek
11	57	35,14	1,6221	34,3961	52,92	72 Szymiczek, Eugeniusz
12	57	35,28	1,6156	34,2596	52,71	97 Bekier, Piotr
13	57	35,29	1,6152	34,2499	52,69	50 Glowacki, Mariusz
14	53	34,74	1,5256	32,3506	49,77	90 Bazala, Marcin
15	59	39,48	1,4944	31,6892	48,75	13 Miklaszewski, Robert
16	61	41,12	1,4835	31,4567	48,39	32 Liszka, Ryszard
17	59	40,18	1,4684	31,1371	47,90	84 Gadek, Wojciech
18	59	40,61	1,4528	30,8074	47,40	18 Pilch, Janusz
19	38	28,29	1,3432	28,4831	43,82	53 Kolakowski, Jan
20	57	43,27	1,3173	27,9334	42,97	98 Ciurzynski, Pawel
21	53	41,58	1,2747	27,0289	41,58	8 Kubicz, Zbigniew
22	55	43,99	1,2503	26,5122	40,79	17 Pieton, Andrzej
23	49	40,08	1,2226	25,9242	39,88	55 Krzyzaniak, Roman
24	59	49,65	1,1883	25,1982	38,77	62 Lazarowicz, Maciej
25	57	48,78	1,1685	24,7782	38,12	7 Konik, Slawomir
26	57	50,84	1,1212	23,7742	36,58	3 Dudek, Konrad
27	33	29,95	1,1018	23,3644	35,95	91 Baluszynski, Piotr
28	57	52,56	1,0845	22,9962	35,38	64 Stepniewicz, Hubert
29	55	54,32	1,0125	21,4704	33,03	67 Chrobok, Piotr
30	59	58,95	1,0008	21,2229	32,65	19 Polak, Andrzej
31	40	44,61	0,8967	19,0136	29,25	71 Szpakowicz, Jaroslaw
32	55	61,71	0,8913	18,8992	29,08	73 Zimny, Maciej
33	53	63,79	0,8309	17,6181	27,10	20 Poniedziałek, Piotr
34	38	46,12	0,8239	17,4715	26,88	27 Stobnicki, Rafal
35	31	53,85	0,5757	12,2071	18,78	94 Jarosz, Rafal
36	27	55,40	0,4874	10,3345	15,90	60 Gawel, Henryk
37	18	48,81	0,3688	7,8199	12,03	24 Soltys, Maciej
38	0	0,00	0,0000	0,0000	0,00	52 Golkowski, Marcin
39	0	53,56	0,0000	0,0000	0,00	99 Simkiewicz, Tomasz
40	0	33,14	0,0000	0,0000	0,00	89 Wilczynski, Artur
41	0	0,00	0,0000	0,0000	0,00	4 Garbien, Tadeusz
42	0	58,95	0,0000	0,0000	0,00	66 Wrzesniowski, Marcin

OPEN -- Overall Stage Results

Puchar Incorsy 2009

Printed czerwiec 21, 2009 at 22:23



Stage 9 -- Numer 9

	PTS	TIME	HIT FACTOR	STAGE POINTS	STAGE PERCENT	COMPETITOR # Name
1	114	28,73	3,9680	140,0000	100,00	34 Wylon, Marcin
2	136	41,51	3,2763	115,5966	82,57	33 Wylon, Marek
3	101	69,17	1,4602	51,5184	36,80	51 Wloczewski, Adam

STANDARD -- Overall Stage Results

Puchar Incorsy 2009

Printed czerwiec 21, 2009 at 22:23



Stage 9 -- Numer 9

	PTS	TIME	HIT FACTOR	STAGE POINTS	STAGE PERCENT	COMPETITOR # Name
1	134	34,66	3,8661	140,0000	100,00	87 Sanecznik, Krzysztof
2	136	36,16	3,7611	136,1953	97,28	28 Widla, Radoslaw
3	128	35,64	3,5915	130,0541	92,90	68 Gaweda, Boguslaw
4	124	35,11	3,5318	127,8918	91,35	81 Zdzitowiecki, Andrzej
5	122	38,71	3,1516	114,1270	81,52	22 Sioda, Wieslaw
6	124	41,77	2,9686	107,5001	76,79	56 Lozinska, Aniela
7	113	45,04	2,5089	90,8514	64,89	29 Znamirowski, Slawomir
8	104	42,01	2,4756	89,6463	64,03	80 Wochnik, Michal
9	109	44,19	2,4666	89,3211	63,80	76 Czauderna, Slawomir
10	113	46,52	2,4291	87,9611	62,83	74 Bojanowski, Piotr
11	129	54,76	2,3557	85,3057	60,93	2 Burzec, Wieslaw
12	105	46,93	2,2374	81,0197	57,87	9 Kuc, Maciej
13	119	54,76	2,1731	78,6929	56,21	92 Schuppik, Dariusz
14	122	66,27	1,8410	66,6645	47,62	59 Galazka, Marcin
15	108	61,03	1,7696	64,0814	45,77	1 Bieniasz, Grzegorz
16	49	27,83	1,7607	63,7580	45,54	93 Cisielski, Marcin
17	92	56,20	1,6370	59,2793	42,34	82 Baluszynska, Agnieszka
18	90	59,13	1,5221	55,1171	39,37	6 Karas, Rafal
19	75	72,63	1,0326	37,3936	26,71	15 Noga, Tadeusz
20	0	0,00	0,0000	0,0000	0,00	95 Moller, Jerzy
21	0	38,60	0,0000	0,0000	0,00	65 Swierczek, Zbigniew

PRODUCTION -- Overall Stage Results

Puchar Incorsy 2009

Printed czerwiec 21, 2009 at 22:23




Stage 9 -- Numer 9

	PTS	TIME	HIT FACTOR	STAGE POINTS	STAGE PERCENT	COMPETITOR # Name
1	124	27,92	4,4413	140,0000	100,00	75 Borkowski, Lukasz
2	126	30,50	4,1311	130,2244	93,02	77 Lewandowski, Przemyslaw
3	126	35,24	3,5755	112,7084	80,51	83 Baluszynski, Grzegorz
4	120	34,89	3,4394	108,4182	77,44	54 Koliński, Robert
5	136	42,29	3,2159	101,3732	72,41	89 Wilczynski, Artur
6	130	40,48	3,2115	101,2336	72,31	84 Gadek, Wojciech
7	128	41,14	3,1113	98,0771	70,06	57 Mizuro, Maciej
8	103	33,27	3,0959	97,5902	69,71	10 Kwiecien, Stanislaw
9	118	39,56	2,9828	94,0259	67,16	85 Kucharski, Tomasz
10	115	41,13	2,7960	88,1375	62,96	58 Sokolowski, Leszek
11	119	44,04	2,7021	85,1768	60,84	25 Spychala, Maciej
12	105	39,46	2,6609	83,8792	59,91	13 Miklaszewski, Robert
13	107	41,32	2,5895	81,6291	58,31	78 Redeki, Tomasz
14	80	32,25	2,4806	78,1955	55,85	50 Glowacki, Mariusz
15	132	53,72	2,4572	77,4568	55,33	55 Krzyzaniak, Roman
16	96	39,83	2,4102	75,9771	54,27	53 Kolakowski, Jan
17	116	51,42	2,2559	71,1128	50,79	24 Soltys, Maciej
18	104	46,58	2,2327	70,3810	50,27	98 Ciurzynski, Pawel
19	86	40,09	2,1452	67,6214	48,30	90 Bazala, Marcin
20	136	64,45	2,1102	66,5178	47,51	18 Pilch, Janusz
21	101	51,96	1,9438	61,2737	43,77	71 Szpakowicz, Jaroslaw
22	92	48,01	1,9163	60,4057	43,15	7 Konik, Slawomir
23	122	63,70	1,9152	60,3729	43,12	64 Stepniewicz, Hubert
24	80	42,23	1,8944	59,7160	42,65	8 Kubicz, Zbigniew
25	105	55,43	1,8943	59,7126	42,65	97 Bekier, Piotr
26	113	62,87	1,7974	56,6574	40,47	72 Szymiczek, Eugeniusz
27	126	72,49	1,7382	54,7916	39,14	3 Dudek, Konrad
28	101	59,90	1,6861	53,1516	37,97	62 Lazarowicz, Maciej
29	95	58,86	1,6140	50,8774	36,34	67 Chrobok, Piotr
30	79	51,15	1,5445	48,6859	34,78	91 Baluszynski, Piotr
31	88	58,83	1,4958	47,1526	33,68	17 Pieton, Andrzej
32	97	77,10	1,2581	39,6588	28,33	20 Poniedzialek, Piotr
33	52	54,58	0,9527	30,0325	21,45	73 Zimny, Maciej
34	66	71,38	0,9246	29,1467	20,82	32 Liszka, Ryszard
35	63	93,75	0,6720	21,1832	15,13	94 Jarosz, Rafal
36	37	99,03	0,3736	11,7776	8,41	27 Stobnicki, Rafal
37	24	82,49	0,2909	9,1713	6,55	66 Wrzesniowski, Marcin
38	14	65,11	0,2150	6,7780	4,84	19 Polak, Andrzej
39	16	93,85	0,1705	5,3741	3,84	60 Gawel, Henryk
40	0	0,00	0,0000	0,0000	0,00	52 Golkowski, Marcin
41	0	0,00	0,0000	0,0000	0,00	4 Garbien, Tadeusz
42	0	0,00	0,0000	0,0000	0,00	99 Simkiewicz, Tomasz

OPEN -- Overall Stage Results

Puchar Incorsy 2009

Printed czerwiec 21, 2009 at 22:23



Stage 10 -- Numer 10

	PTS	TIME	HIT FACTOR	STAGE POINTS	STAGE PERCENT	COMPETITOR # Name
1	111	26,77	4,1464	120,0000	100,00	34 Wylon, Marcin
2	112	39,79	2,8148	81,4612	67,88	33 Wylon, Marek
3	99	71,30	1,3885	40,1839	33,49	51 Wloczewski, Adam

STANDARD -- Overall Stage Results

Puchar Incorsy 2009

Printed czerwiec 21, 2009 at 22:23



Stage 10 -- Numer 10

	PTS	TIME	HIT FACTOR	STAGE POINTS	STAGE PERCENT	COMPETITOR # Name
1	114	19,88	5,7344	120,0000	100,00	28 Widla, Radoslaw
2	106	18,61	5,6959	119,1934	99,33	22 Sioda, Wieslaw
3	117	23,20	5,0431	105,5336	87,94	93 Cisielski, Marcin
4	116	25,37	4,5723	95,6820	79,74	6 Karas, Rafal
5	114	25,16	4,5310	94,8172	79,01	2 Burzec, Wieslaw
6	101	22,49	4,4909	93,9777	78,31	87 Sanecznik, Krzysztof
7	116	26,37	4,3989	92,0536	76,71	59 Galazka, Marcin
8	119	27,63	4,3069	90,1278	75,11	81 Zdzitowiecki, Andrzej
9	93	22,22	4,1854	87,5854	72,99	76 Czauderna, Slawomir
10	113	27,30	4,1392	86,6181	72,18	1 Bieniasz, Grzegorz
11	116	28,94	4,0083	83,8788	69,90	29 Znamirowski, Slawomir
12	114	28,78	3,9611	82,8909	69,08	74 Bojanowski, Piotr
13	114	29,15	3,9108	81,8388	68,20	68 Gaweda, Boguslaw
14	110	29,52	3,7263	77,9775	64,98	80 Wochnik, Michal
15	100	28,50	3,5088	73,4257	61,19	9 Kuc, Maciej
16	101	29,24	3,4542	72,2831	60,24	92 Schuppik, Dariusz
17	109	32,65	3,3384	69,8612	58,22	15 Noga, Tadeusz
18	110	33,68	3,2660	68,3460	56,96	56 Lozinska, Aniela
19	106	40,40	2,6238	54,9057	45,75	82 Baluszynska, Agnieszka
20	115	45,41	2,5325	52,9955	44,16	95 Moller, Jerzy
21	110	44,21	2,4881	52,0673	43,39	65 Swierczek, Zbigniew

PRODUCTION -- Overall Stage Results

Puchar Incorsy 2009

Printed czerwiec 21, 2009 at 22:23



Stage 10 -- Numer 10

	PTS	TIME	HIT FACTOR	STAGE POINTS	STAGE PERCENT	COMPETITOR # Name
1	114	18,65	6,1126	120,0000	100,00	10 Kwiecien, Stanislaw
2	114	21,86	5,2150	102,3788	85,32	75 Borkowski, Lukasz
3	110	21,37	5,1474	101,0516	84,21	57 Mizuro, Maciej
4	118	22,96	5,1394	100,8940	84,08	98 Ciurzynski, Pawel
5	106	20,84	5,0864	99,8535	83,21	78 Redecker, Tomasz
6	102	20,42	4,9951	98,0618	81,72	53 Kolakowski, Jan
7	104	20,88	4,9808	97,7818	81,48	54 Koliński, Robert
8	106	22,27	4,7598	93,4417	77,87	77 Lewandowski, Przemyslaw
9	102	22,08	4,6196	90,6893	75,57	83 Baluszynski, Grzegorz
10	108	23,61	4,5743	89,8014	74,83	85 Kucharski, Tomasz
11	112	24,54	4,5640	89,5981	74,67	50 Glowacki, Mariusz
12	96	21,12	4,5455	89,2345	74,36	58 Sokolowski, Leszek
13	108	24,62	4,3867	86,1174	71,76	84 Gadek, Wojciech
14	110	27,14	4,0531	79,5679	66,31	13 Miklaszewski, Robert
15	114	31,10	3,6656	71,9614	59,97	17 Pieton, Andrzej
16	110	30,08	3,6569	71,7910	59,83	64 Stepniewicz, Hubert
17	112	30,81	3,6352	71,3644	59,47	62 Lazarowicz, Maciej
18	104	28,97	3,5899	70,4758	58,73	7 Konik, Slawomir
19	114	31,95	3,5681	70,0469	58,37	3 Dudek, Konrad
20	108	30,41	3,5515	69,7208	58,10	73 Zimny, Maciej
21	108	30,59	3,5306	69,3106	57,76	89 Wilczynski, Artur
22	116	33,51	3,4617	67,9577	56,63	55 Krzyzaniak, Roman
23	108	31,80	3,3962	66,6733	55,56	94 Jarosz, Rafal
24	83	24,77	3,3508	65,7820	54,82	90 Bazala, Marcin
25	95	28,52	3,3310	65,3927	54,49	25 Spychala, Maciej
26	91	27,36	3,3260	65,2951	54,41	72 Szymiczek, Eugeniusz
27	114	35,05	3,2525	63,8516	53,21	71 Szpakowicz, Jaroslaw
28	104	33,50	3,1045	60,9458	50,79	8 Kubicz, Zbigniew
29	106	35,38	2,9960	58,8171	49,01	97 Bekier, Piotr
30	114	39,46	2,8890	56,7157	47,26	24 Soltys, Maciej
31	99	35,34	2,8014	54,9951	45,83	27 Stobnicki, Rafal
32	93	33,36	2,7878	54,7283	45,61	67 Chrobok, Piotr
33	114	42,47	2,6842	52,6960	43,91	32 Liszka, Ryszard
34	114	43,45	2,6237	51,5075	42,92	18 Pilch, Janusz
35	91	36,00	2,5278	49,6243	41,35	91 Baluszynski, Piotr
36	89	42,51	2,0936	41,1012	34,25	20 Poniedziałek, Piotr
37	99	48,34	2,0480	40,2053	33,50	99 Simkiewicz, Tomasz
38	101	63,48	1,5911	31,2349	26,03	60 Gawel, Henryk
39	27	65,61	0,4115	8,0788	6,73	66 Wrzesniowski, Marcin
40	0	0,00	0,0000	0,0000	0,00	4 Garbien, Tadeusz
41	0	0,00	0,0000	0,0000	0,00	52 Golkowski, Marcin
42	0	34,69	0,0000	0,0000	0,00	19 Polak, Andrzej

OPEN -- Overall Stage Results

Puchar Incorsy 2009

Printed czerwiec 21, 2009 at 22:23



Stage 11 -- Numer 11

	PTS	TIME	HIT FACTOR	STAGE POINTS	STAGE PERCENT	COMPETITOR # Name
1	61	14,66	4,1610	80,0000	100,00	33 Wylon, Marek
2	76	18,57	4,0926	78,6857	98,36	34 Wylon, Marcin
3	43	20,23	2,1256	40,8664	51,08	51 Wloczewski, Adam

STANDARD -- Overall Stage Results

Puchar Incorsy 2009

Printed czerwiec 21, 2009 at 22:23



Stage 11 -- Numer 11

	PTS	TIME	HIT FACTOR	STAGE POINTS	STAGE PERCENT	COMPETITOR # Name
1	78	12,25	6,3673	80,0000	100,00	93 Cisielski, Marcin
2	63	13,52	4,6598	58,5457	73,18	81 Zdzitowiecki, Andrzej
3	78	17,55	4,4444	55,8405	69,80	68 Gaweda, Boguslaw
4	68	15,61	4,3562	54,7315	68,41	22 Sioda, Wieslaw
5	72	16,55	4,3505	54,6595	68,32	80 Wochnik, Michal
6	69	16,80	4,1071	51,6026	64,50	87 Sanecznik, Krzysztof
7	63	15,71	4,0102	50,3844	62,98	2 Burzec, Wieslaw
8	70	17,87	3,9172	49,2158	61,52	74 Bojanowski, Piotr
9	76	19,49	3,8994	48,9929	61,24	56 Lozinska, Aniela
10	62	16,10	3,8509	48,3835	60,48	76 Czauderna, Slawomir
11	73	19,86	3,6757	46,1823	57,73	29 Znamirowski, Slawomir
12	71	20,90	3,3971	42,6819	53,35	28 Widla, Radoslaw
13	67	19,77	3,3890	42,5794	53,22	92 Schuppik, Dariusz
14	73	22,12	3,3002	41,4638	51,83	15 Noga, Tadeusz
15	61	19,05	3,2021	40,2315	50,29	59 Galazka, Marcin
16	62	20,01	3,0985	38,9293	48,66	1 Bieniasz, Grzegorz
17	49	16,63	2,9465	37,0199	46,27	6 Karas, Rafal
18	47	18,69	2,5147	31,5951	39,49	65 Swierczek, Zbigniew
19	55	32,82	1,6758	21,0550	26,32	9 Kuc, Maciej
20	27	17,75	1,5211	19,1116	23,89	82 Baluszynska, Agnieszka
21	0	0,00	0,0000	0,0000	0,00	95 Moller, Jerzy

PRODUCTION -- Overall Stage Results

Puchar Incorsy 2009

Printed czerwiec 21, 2009 at 22:23



Stage 11 -- Numer 11

	PTS	TIME	HIT FACTOR	STAGE POINTS	STAGE PERCENT	COMPETITOR # Name
1	74	14,00	5,2857	80,0000	100,00	78 Redecki, Tomasz
2	76	15,41	4,9319	74,6444	93,31	54 Koliński, Robert
3	70	14,20	4,9296	74,6098	93,26	98 Ciurzynski, Pawel
4	70	14,41	4,8577	73,5225	91,90	57 Mizuro, Maciej
5	68	14,58	4,6639	70,5891	88,24	77 Lewandowski, Przemysław
6	78	17,80	4,3820	66,3225	82,90	84 Gadek, Wojciech
7	64	14,76	4,3360	65,6266	82,03	50 Glowacki, Mariusz
8	49	11,63	4,2132	63,7680	79,71	75 Borkowski, Lukasz
9	70	17,09	4,0960	61,9929	77,49	64 Stepniewicz, Hubert
10	68	16,67	4,0792	61,7390	77,17	83 Baluszynski, Grzegorz
11	70	17,19	4,0721	61,6323	77,04	85 Kucharski, Tomasz
12	64	16,96	3,7736	57,1137	71,39	7 Konik, Slawomir
13	64	17,99	3,5575	53,8437	67,30	13 Miklaszewski, Robert
14	66	18,97	3,4792	52,6578	65,82	67 Chrobok, Piotr
15	47	13,52	3,4763	52,6147	65,77	58 Sokolowski, Leszek
16	58	16,91	3,4299	51,9123	64,89	8 Kubicz, Zbigniew
17	46	14,10	3,2624	49,3770	61,72	10 Kwiecien, Stanislaw
18	59	18,48	3,1926	48,3211	60,40	53 Kolakowski, Jan
19	62	20,48	3,0273	45,8193	57,27	24 Soltys, Maciej
20	56	19,58	2,8601	43,2874	54,11	25 Spychala, Maciej
21	68	24,26	2,8030	42,4233	53,03	17 Pieton, Andrzej
22	53	19,25	2,7532	41,6708	52,09	71 Szpakowicz, Jaroslaw
23	62	22,59	2,7446	41,5395	51,92	72 Szymiczek, Eugeniusz
24	62	23,16	2,6770	40,5172	50,65	32 Liszka, Ryszard
25	72	27,76	2,5937	39,2554	49,07	3 Dudek, Konrad
26	51	21,48	2,3743	35,9354	44,92	18 Pilch, Janusz
27	54	22,90	2,3581	35,6898	44,61	27 Stobnicki, Rafal
28	78	33,99	2,2948	34,7320	43,41	20 Poniedziałek, Piotr
29	44	19,89	2,2122	33,4814	41,85	73 Zimny, Maciej
30	38	18,07	2,1029	31,8282	39,79	55 Krzyzaniak, Roman
31	34	17,56	1,9362	29,3049	36,63	62 Lazarowicz, Maciej
32	53	28,36	1,8688	28,2850	35,36	97 Bekier, Piotr
33	51	29,75	1,7143	25,9459	32,43	19 Polak, Andrzej
34	34	23,42	1,4518	21,9724	27,47	99 Simkiewicz, Tomasz
35	27	23,74	1,1373	17,2135	21,52	90 Bazala, Marcin
36	37	33,37	1,1088	16,7815	20,98	66 Wrzesniowski, Marcin
37	19	18,97	1,0016	15,1591	18,95	89 Wilczynski, Artur
38	19	24,07	0,7894	11,9471	14,93	91 Baluszynski, Piotr
39	19	27,95	0,6798	10,2886	12,86	94 Jarosz, Rafal
40	0	0,00	0,0000	0,0000	0,00	4 Garbien, Tadeusz
41	0	0,00	0,0000	0,0000	0,00	52 Golkowski, Marcin
42	0	29,13	0,0000	0,0000	0,00	60 Gawel, Henryk

Puchar Incorsy 2009

Printed czerwiec 21, 2009 at 22:23



Disqualified Shooters

No.	Name
------------	-------------

12	Madajewski, Leszek
23	Socha, Gracjan
63	Pawlik, Celina
79	Tomczak, Andrzej
96	Zurek, Robert